



**Ruth Miskin
Training**



Reading and Phonics Workshop Class One

Reading changes everything

Teach a child to read and keep that child reading and we will change everything.

And I mean everything.

Jeanette Winterson

Today we will cover...

- What is phonics?
- How do we teach our children to read using Read Write Inc. phonics at the Grange?
- Reading books and how you can support your child with this at home.
- The importance of story time.
- The Phonics Screening Check
- Other ways to support your child with their reading and phonics at home.
- Any questions you may have.

What is phonics?

Sounds

mat

ship

Graphemes

Blending

m a t

mat

Segmenting



Speed Sounds

Consonant sounds – stretchy

| | | | | | | | | | | |
|---|---|---|---|---|---|---|---|----|----|----|
| f | l | m | n | r | s | v | z | sh | th | ng |
| | | | | | | | | | | nk |

Consonant sounds – bouncy

| | | | | | | | | | | | | |
|---|---|---|---|---|---|---|----|---|---|---|---|-----|
| b | c | d | g | h | j | p | qu | t | w | x | y | ch |
| | k | | | | | | | | | | | tch |

Vowel sounds – bouncy

| | | | | | | | | |
|---|---|---|---|---|----|----|-----|----|
| a | e | i | o | u | ay | ee | igh | ow |
|---|---|---|---|---|----|----|-----|----|

Vowel sounds – stretchy

Vowel sounds – stretchy

| | | | | | | | |
|----|----|----|----|-----|----|----|----|
| oo | oo | ar | or | air | ir | ou | oy |
|----|----|----|----|-----|----|----|----|

Consonant sounds

| | | | | | | | | | | |
|----|----|----|----|----|----|----|----|----|----|----|
| f | l | m | n | r | s | v | z | sh | th | ng |
| ff | ll | mm | nn | rr | ss | ve | zz | ti | | nk |
| ph | le | mb | kn | wr | se | | s | ci | | |
| | | | | | c | | se | | | |
| | | | | | ce | | | | | |

| | | | | | | | | | | | | |
|----|----|----|----|---|-----|----|----|----|----|---|---|-----|
| b | c | d | g | h | j | p | qu | t | w | x | y | ch |
| bb | k | dd | gg | | g | pp | | tt | wh | | | tch |
| | ck | | | | ge | | | | | | | |
| | ch | | | | dge | | | | | | | |


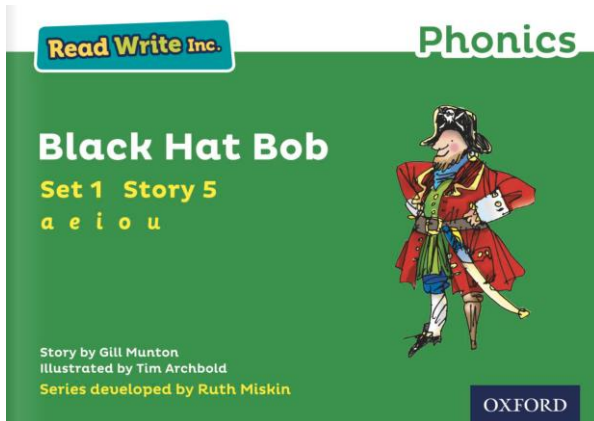
Vowel sounds

| | | | | | | | | |
|---|----|---|---|---|-----|-----|-----|-----|
| a | e | i | o | u | ay | ee | igh | ow |
| | ea | | | | ā-e | ē-e | ī-e | ō-e |
| | | | | | ai | y | ie | oa |
| | | | | | | ea | i | o |
| | | | | | | e | y | |

| | | | | | | | | | | |
|-----|----|----|-----|-----|----|----|----|-----|-----|-----|
| oo | oo | ar | or | air | ir | ou | oy | ire | ear | ure |
| ū-e | | | oor | are | ur | ow | oi | | | |
| ue | | | ore | | er | | | | | |
| ew | | | aw | | | | | | | |
| | | | au | | | | | | | |



How do we teach our children to read using Read Write Inc. phonics at the Grange?



- 3 Quick as a flash, Big Malc grabs a Jon-Z DVD and runs off. He runs to Snatch Smith's flat. (Snatch Smith is his best pal.)



"Look at this, Snatch," he brags.

- 4 Big Malc and Snatch look in the DVD box.

"But it's empty!" says Big Malc.

"All the DVD boxes in shops are empty!" says Snatch. "The DVDs are kept in the back!"



"Why's that, then?" says Big Malc.


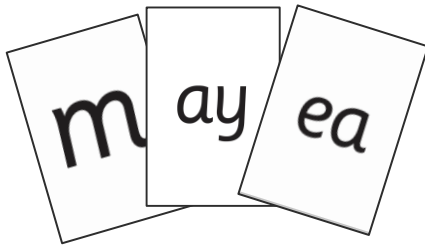
"So that they don't get nicked!" says Snatch.

- 5 And then, last spring, Big Malc did all that stuff with the choccy eggs.

(He got them off the back of a lorry. A hundred choccy eggs in pink boxes with ribbons on. He is planning to sell them.)



Read Write Inc. Phonics daily lessons



Progress groups

- Group children by phonic stages.
- Teach to the group's challenge level.
- Re-assess all children every half term.

Picture Phrases

ay



may I play?

2. day, play, may, way, lay, say, tray, spray

aw



yawn at dawn

3. saw, raw, law, straw, dawn, paw,
crawl, jaw, claw, yawn



Meet Fred



‘Special Friends’, ‘Fred Talk’

spray

crawl

Red Words

I

said

This is Red Hat Rob.

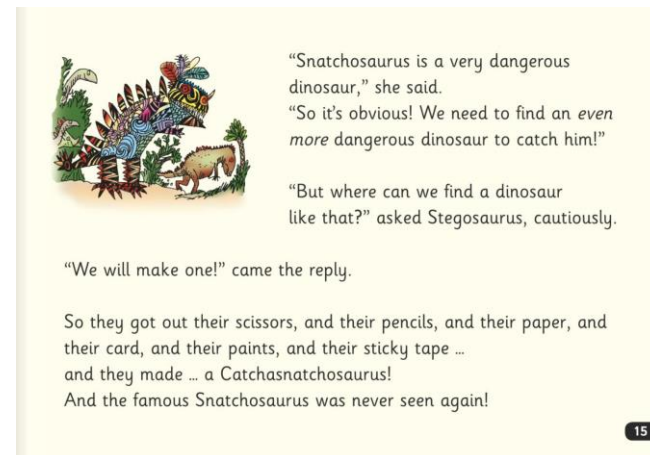


“I will grab that cash box,” he said.


Teach spelling using Fred Fingers



Reading at home



After the third read...



What can I do?

Ask your child to read the sounds and words before they read the story.

They will enjoy teaching you to read these words too.



Speed Sounds

Consonants Ask children to say the sounds.

| | | | | | | | | | | |
|----|----|---|----|----|----|----|----|----|----|----|
| f | l | m | n | r | s | v | z | sh | th | ng |
| ff | ll | | nn | rr | ss | ve | zz | | | nk |
| | le | | kn | | | | s | | | |

| | | | | | | | | | | | | |
|----|----|----|----|---|---|----|----|----|----|---|---|-----|
| b | c | d | g | h | j | p | qu | t | w | x | y | ch |
| bb | k | dd | gg | | | pp | | tt | wh | | | tch |
| | ck | | | | | | | | | | | |

Each box contains one sound but sometimes more than one grapheme.
Focus graphemes for this story are circled.



Story Green Words

Ask children to read the words first in Fred Talk and then say the word.

| | | | | | |
|------------------------------|----------|-----|-----|------|------|
| Sanjay | Miss Hay | ill | cup | tray | ring |
| animal o'clock okay Stingray | | | | | |
| play → played egg → eggs | | | | | |



Red Words

Ask children to practise reading the words across the rows, down the columns and in and out of order clearly and quickly.

| | | | |
|------|------|------|------|
| of | are | said | you |
| all | no | he | call |
| we | put | your | to |
| want | I've | she | go |

What can I do?

When your child reads the story, encourage them to read the word using **Special Friends, Fred Talk, Read the Word** if they hesitate or read it incorrectly.

Praise them when they succeed.

Read back each sentence or page to keep the plot moving.

Avoid making it a chore. Encourage your child and tell them you can't wait to hear them read. You know how hard they have been working in school!

Model how to use a storytellers voice.

Ask your child to read every day. Sign their reading diary each time.

Storytimes



Storytime at home

One of the most important things you can do as a parent at home is read books *to* your child everyday.



Children who love stories want to read for themselves.
Children who read a lot become better readers and writers!



Be a 'talk-a-lot' family

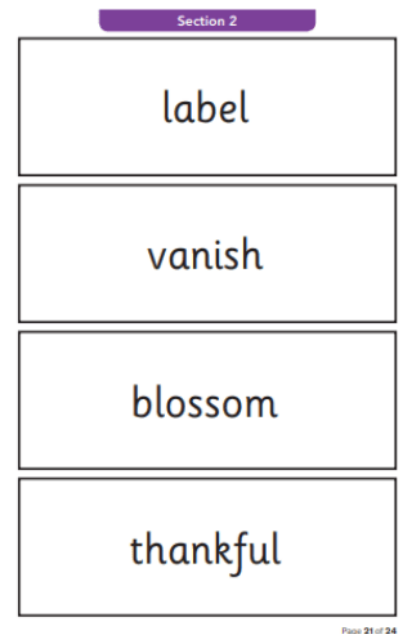

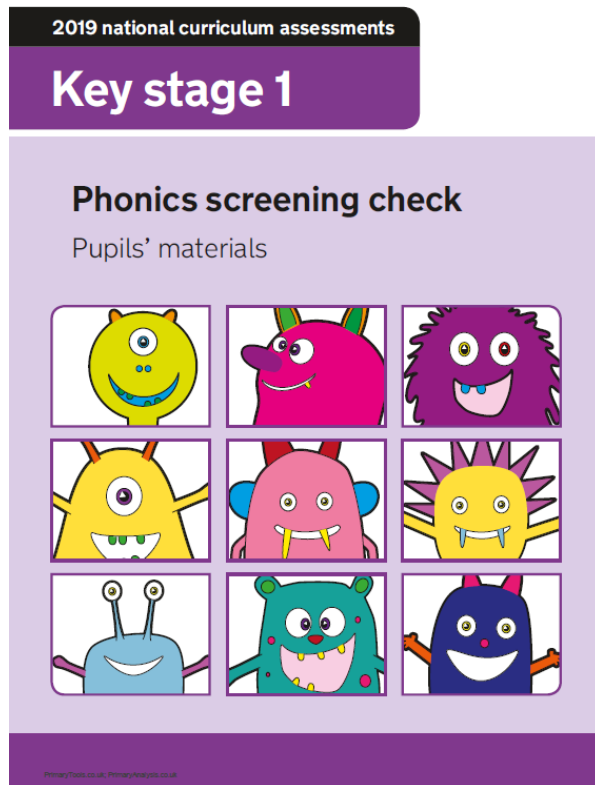
- Talk with your child as much as possible.
- Use new and ambitious vocabulary.
- Build interesting sentences together.

Top Tips - Storytime

1. Make it a treat.
2. Make it a special quiet time.
3. Show curiosity.
4. Read story once without stopping.
5. Chat about the story.
6. Avoid testing with questions.
7. Link to other stories and experiences.
8. Read favourites over and over again.
9. Use different voices.
10. Love the book.

What is the Phonics Screening Check?

- A word-reading test at the end of Year 1.
- Children read 40 words.



‘Special Friends’, ‘Fred Talk’

1.6

ship

— . .

Nonsense words



sheb



glight



ched



teb

Ways you can help at home

School reading books



Daily storytime



Practise saying the sounds speedily



Word ladders

| |
|------|
| head |
| heal |
| teal |
| tell |
| tall |
| tail |

Virtual classrooms



Useful Links to Support Learning at Home



RWInc. Set 2 sounds



RWInc. Set 3 sounds

How do I use the Virtual Classroom?

1. Set aside 10 minutes to watch a film with your child throughout the week.
2. Find a quiet space for your child to watch the film on a laptop or tablet.
3. Praise your child as they join in with the lesson – make it fun!

The more they practise using these films, the quicker they'll learn to read.

Online resources available

Go to the RWInc page on our school website.

Ruth Miskin Parents' Page:

<https://www.ruthmiskin.com/parents/>

Free e-books for home reading:

<http://www.oxfordowl.co.uk/Reading/>

Reading changes everything

Teach a child to read and keep that child reading and we will change everything.

And I mean everything.

Jeanette Winterson

Any questions?

